

Story Maps – all Shapes & Sizes!

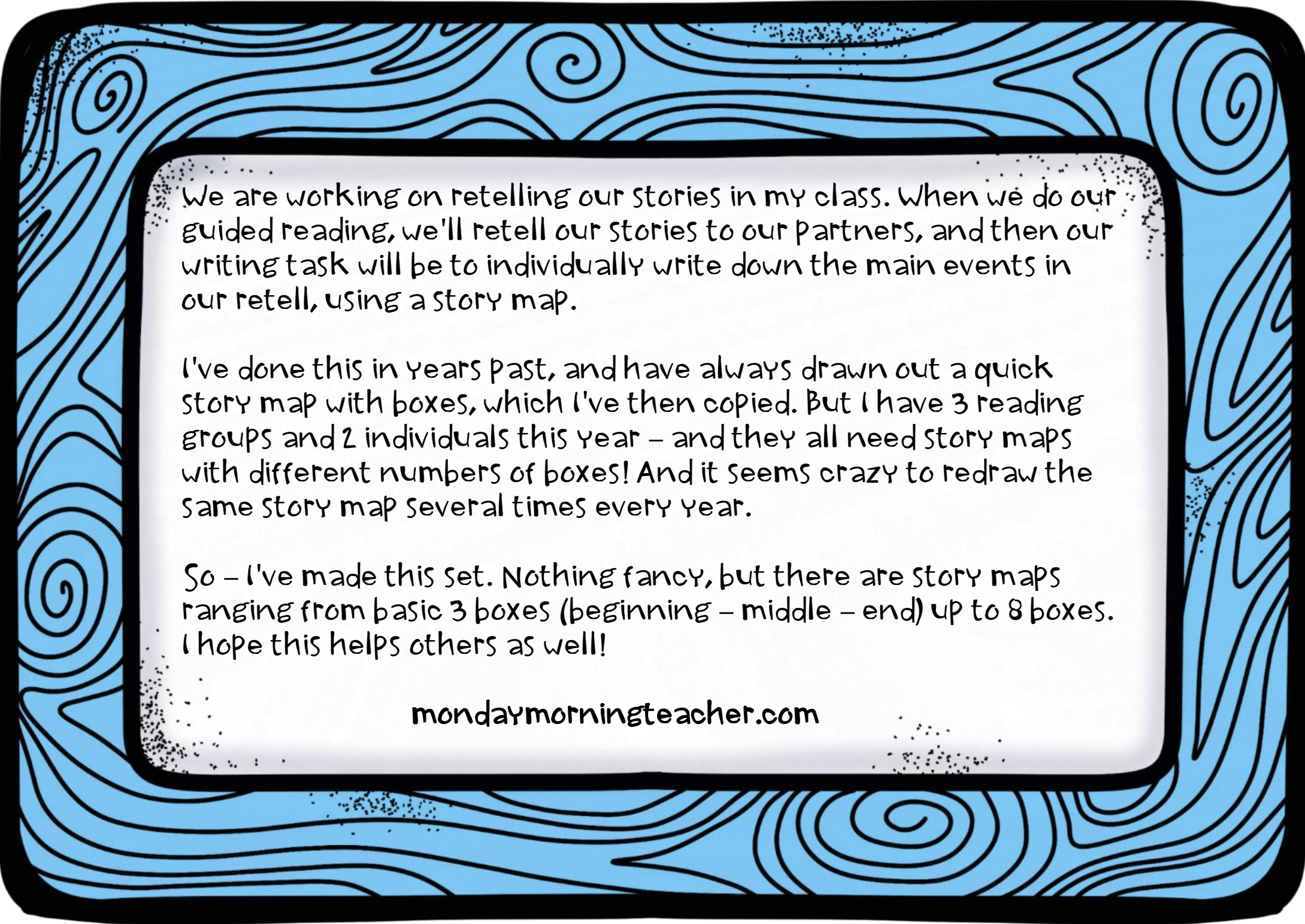
Story Maps for all stories,
from 3 events to 8 events:
just choose the one that
suits your story and go!



READ



Resource by:
mondaymorningteacher.com



We are working on retelling our stories in my class. When we do our guided reading, we'll retell our stories to our partners, and then our writing task will be to individually write down the main events in our retell, using a story map.

I've done this in years past, and have always drawn out a quick story map with boxes, which I've then copied. But I have 3 reading groups and 2 individuals this year – and they all need story maps with different numbers of boxes! And it seems crazy to redraw the same story map several times every year.




So – I've made this set. Nothing fancy, but there are story maps ranging from basic 3 boxes (beginning – middle – end) up to 8 boxes. I hope this helps others as well!

mondaymorningteacher.com

Name _____

Date _____





Story Map
Strategy: Retelling



Name _____

Date _____




Story Map
Strategy: Retelling





Name _____

Date _____

Story Map
Strategy: Retelling











Name _____

Date _____




Story Map
Strategy: Retelling







Name _____

Date _____

Story Map
Strategy: Retelling













Name _____

Date _____

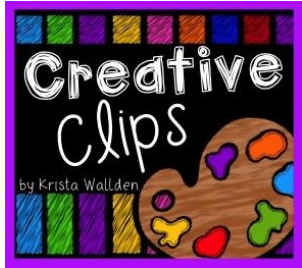
Story Map
Strategy: Retelling







Graphics, Clipart and Fonts by:



<https://www.teacherspayteachers.com/Store/Lovely-Jubbies>