


Teen Numbers



Teen Number Booklet and
Practice Sheets



Teen Number Booklet




To use pages 3-14, I print them using the 'booklet' option in Adobe Acrobat. If printed this way, the numbers and 10 frames are about the right size for children to work with.

You can, of course, print and use them full size, if you wish.

mondaysmorningteacher.com



My Teen Number Book!




Name: _____

Date: _____

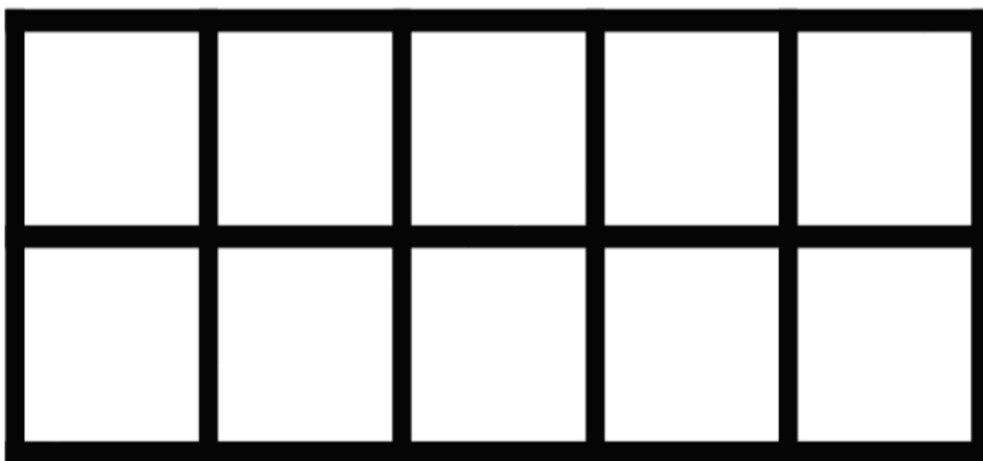
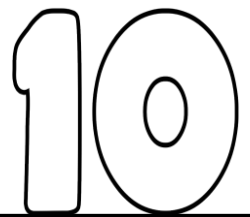
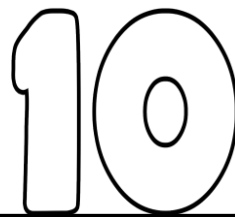
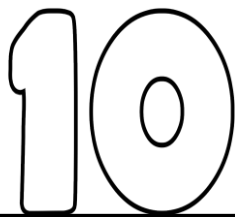
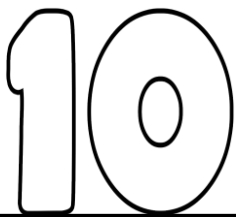
Number 10

10





Colour
10 apples.

Trace the number 10.



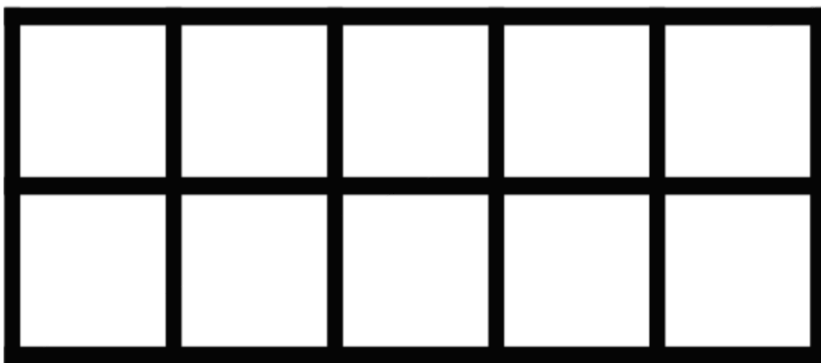


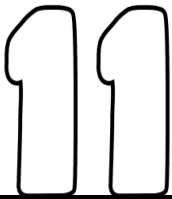
Draw
10 circles.

Number 11



**Colour
11 apples.**



Trace the number 11.



**Draw
11 circles.**

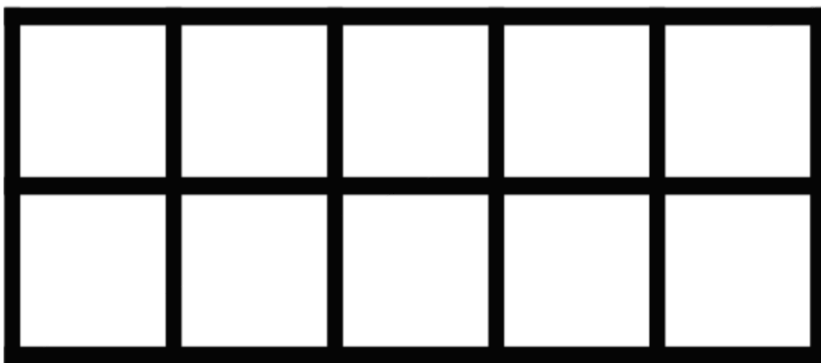
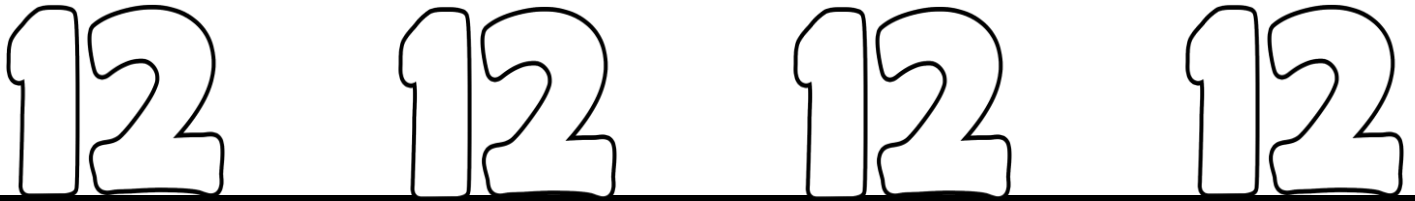
Number 12

12



Colour
12 apples.



Trace the number 12.



Draw
12 circles.

Number 13

13



Colour
13 apples.

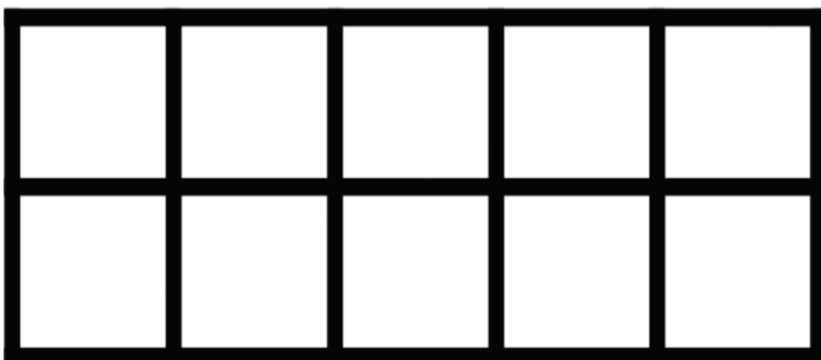
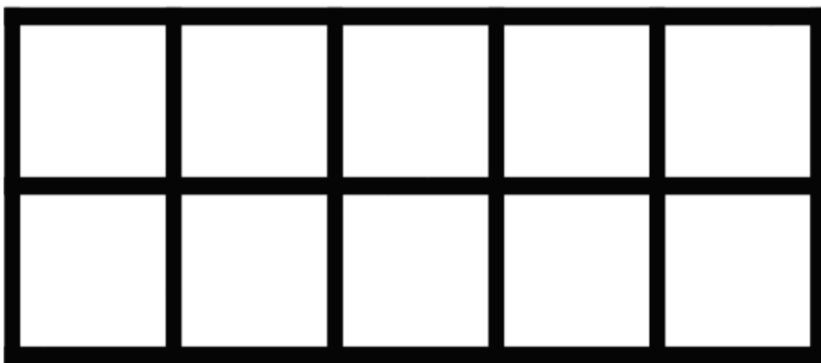
Trace the number 13.

13

13

13



13



Draw
13 circles.

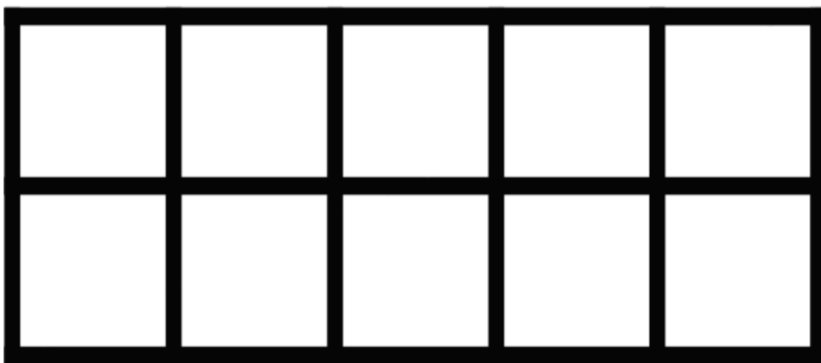

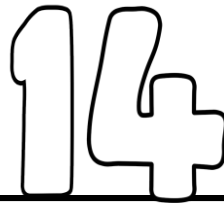
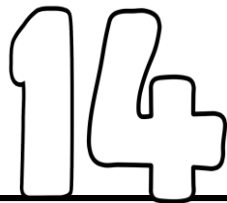
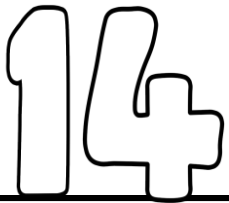
Number 14

14



Colour
14 apples.



Trace the number 14.



Draw
14 circles.

Number 15

15



Colour
15 apples.

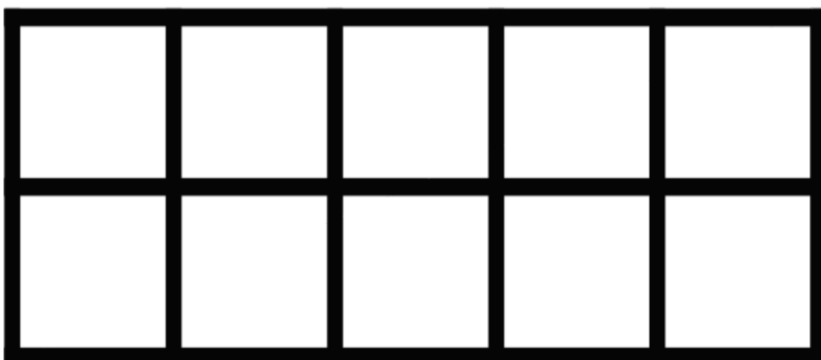
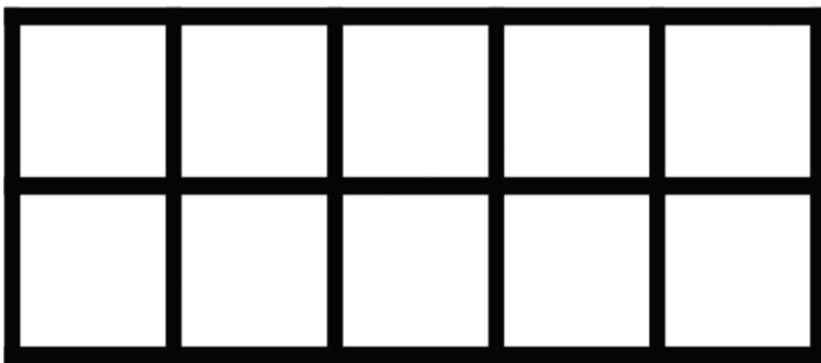
Trace the number 15.

15

15

15


15



Draw
15 circles.

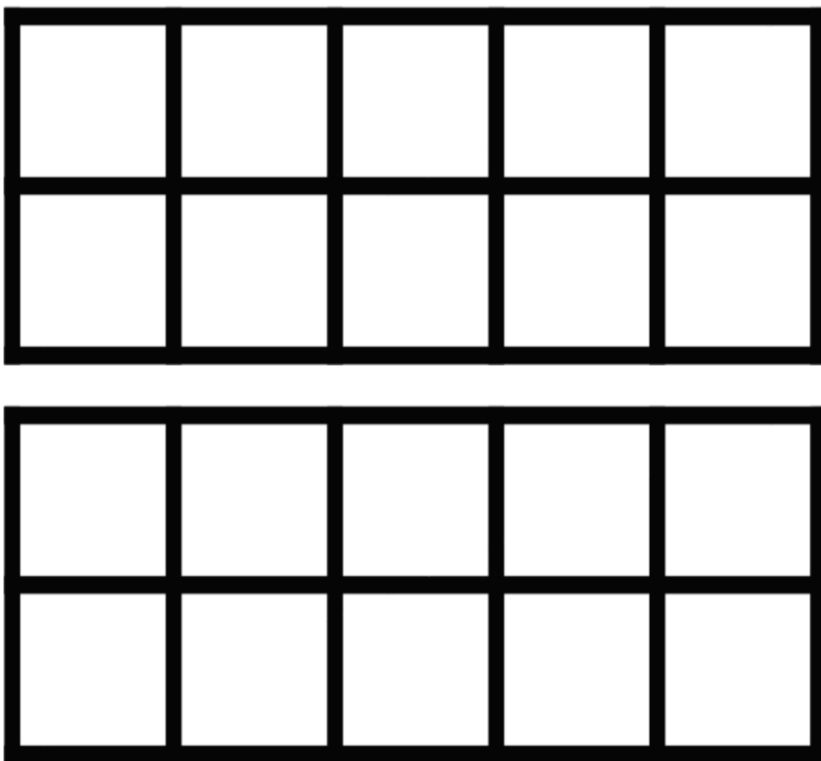
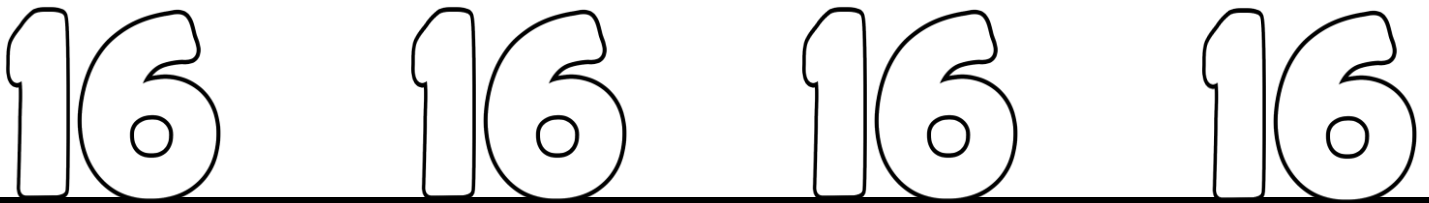
Number 16

16



Colour
16 apples.



Trace the number 16.



Draw
16 circles.

Number 17

17



Colour
17 apples.

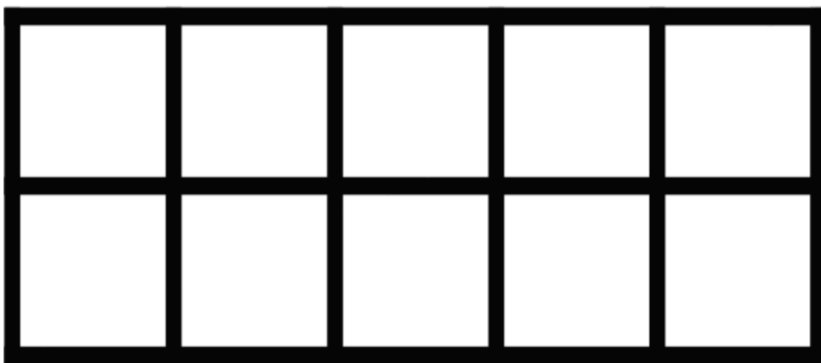
Trace the number 17.

17

17

17



17



Draw
17 circles.

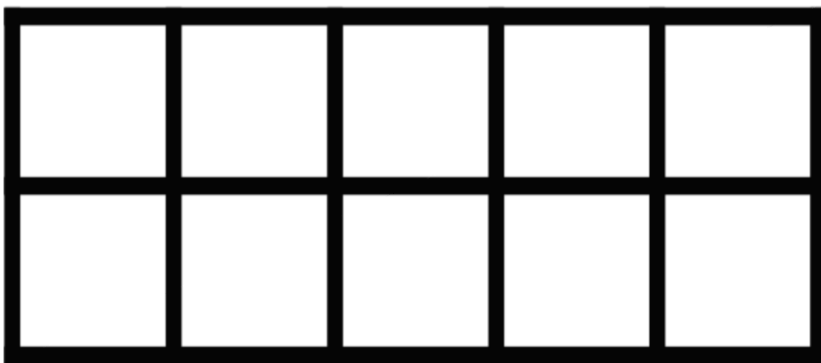
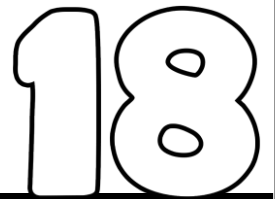
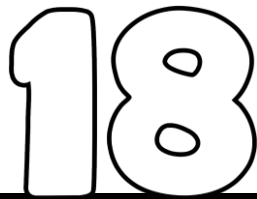
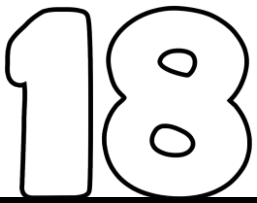
Number 18

18



Colour
18 apples.



Trace the number 18.



Draw
18 circles.

Number 19

19



Colour
19 apples.

Trace the number 19.

19

19

19


19



Draw
19 circles.

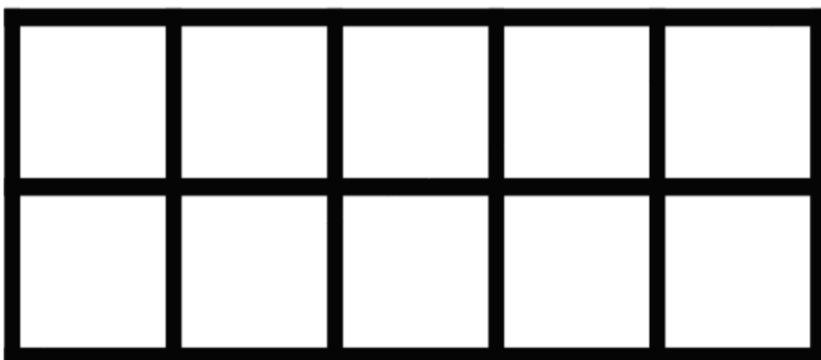
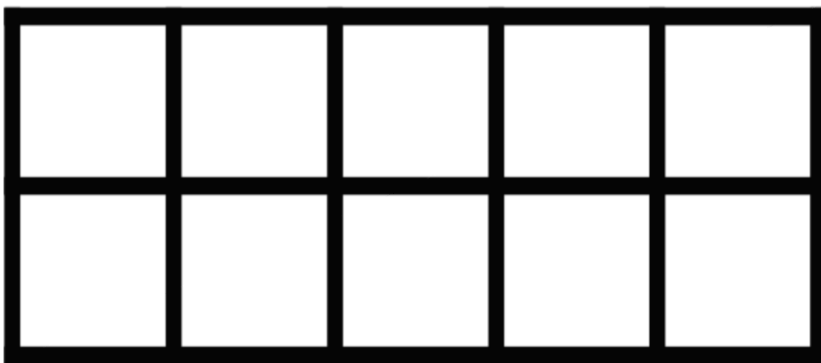
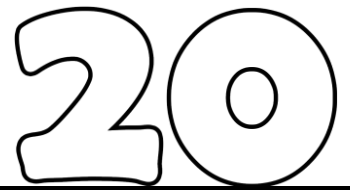
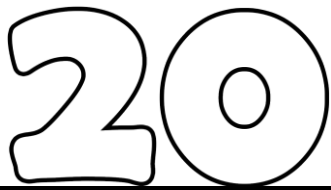
Number 20

20



Colour
20 apples.

Trace the number 20.



Draw
20 circles.

Teen Number Worksheets

On the following 6 pages, you will find worksheets that will allow your class to practise teen numbers in a variety of ways.

You can use these as one time worksheets, or they can be laminated (or put into plastic protectors) and re-used. Whatever works for you and the children you are working with.

mondaymorningteacher.com

Identifying Teen Numbers

Colour all of the teen numbers.

8	12	1	3	15	7	11
16	8	2	19	4	9	13
6	5	15	18	2	17	14
12	9	17	1	3	16	8

Colour 15:

Colour 12:

Colour 11:


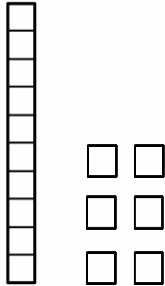
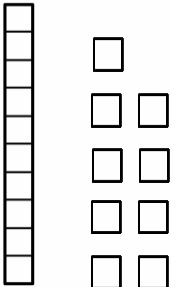
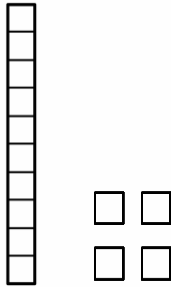

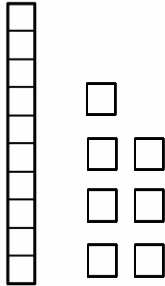
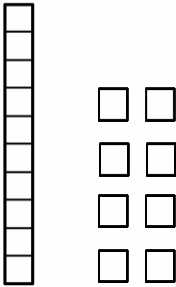

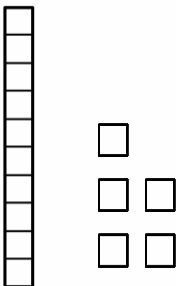
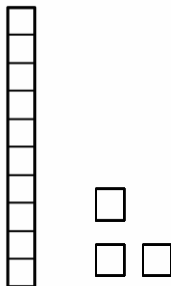
Colour 16:

Colour 14:

Colour 18:

Identifying Teen Numbers

Identify the teen numbers:

1. _____ 	2. _____ 
3. _____ 	4. _____ 
5. _____ 	6. _____ 
7. _____ 	8. _____ 
9. _____ 	10. _____ 

Add to Make Teen Numbers

1. $10 + \underline{\quad\quad\quad} = \underline{\quad\quad\quad}$




+



2. $10 + \underline{\quad\quad\quad} = \underline{\quad\quad\quad}$



+



3. $10 + \underline{\quad\quad\quad} = \underline{\quad\quad\quad}$



+



4. $10 + \underline{\quad\quad\quad} = \underline{\quad\quad\quad}$




+



5. $10 + \underline{\quad\quad\quad} = \underline{\quad\quad\quad}$



+



6. $10 + \underline{\quad\quad\quad} = \underline{\quad\quad\quad}$



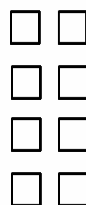
+



7. $10 + \underline{\quad\quad\quad} = \underline{\quad\quad\quad}$



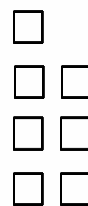
+



8. $10 + \underline{\quad\quad\quad} = \underline{\quad\quad\quad}$





+



Colouring Teen Numbers



Colour **ONLY** 12 apples.

12





Colour **ONLY** 15 apples.

15





Colour **ONLY** 14 apples.

14



Colour **ONLY** 17 apples.



17



Colouring Teen Numbers



Colour ONLY 16 apples.

16





Colour ONLY 13 apples.

13





Colour ONLY 14 apples.

11





Colour ONLY 17 apples.

18


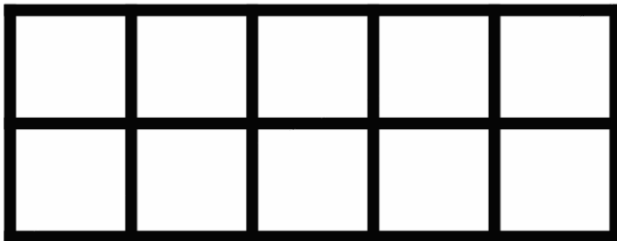
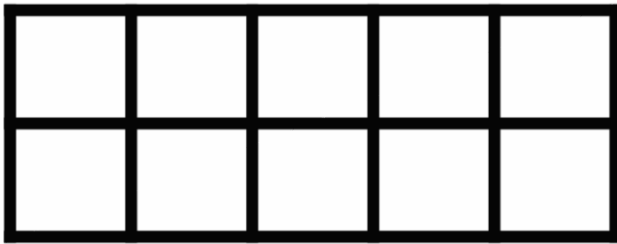


Teen Numbers

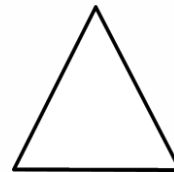
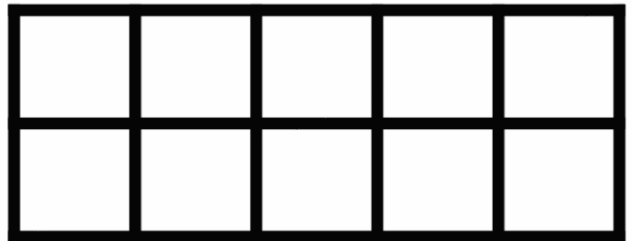
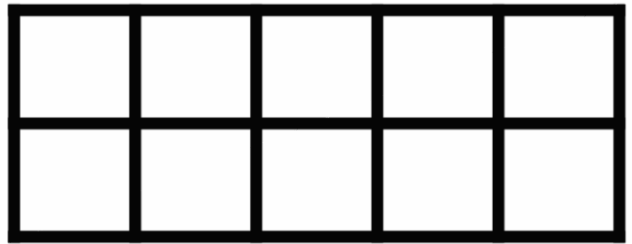
Count to 20 by filling in the missing numbers:



Draw 13 hearts in the 10 frames:



Draw 16 triangles in the 10 frames:



How many cars? (Hint: circle 10 cars, then see how many extra cars there are). Colour the cars.

There are



cars.



Graphics, Clipart and Fonts by:

<http://www.clker.com/>

<https://openclipart.org/>

<https://www.teacherspayteachers.com/Store/Jena-Hudson-At-Sew-Much-Music>

